
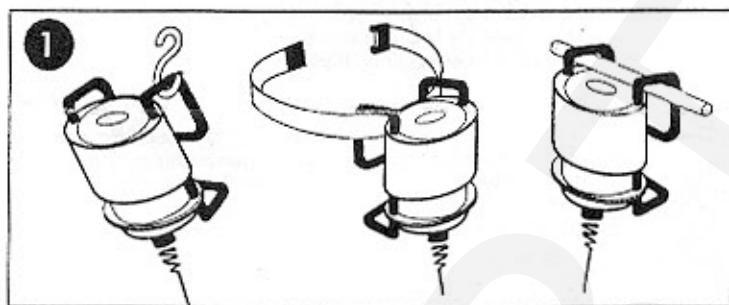
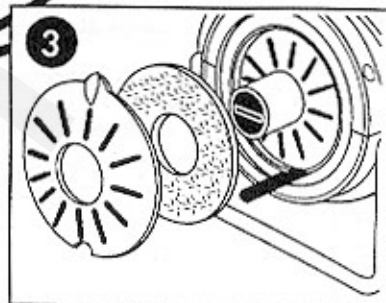
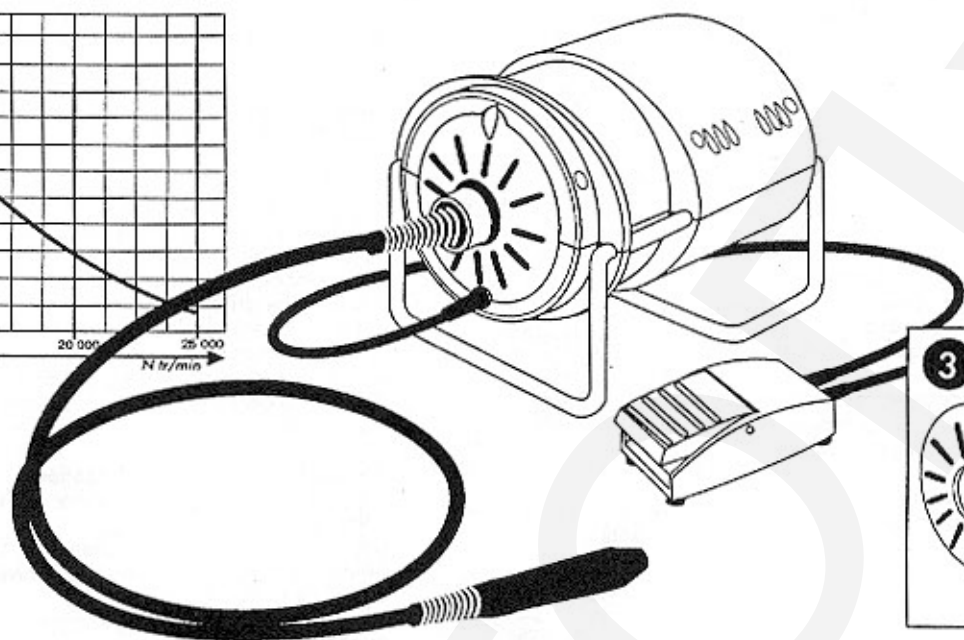
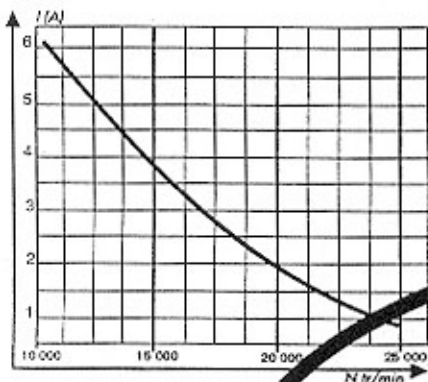


# MOVIX

PROFESSIONAL MOTOR WITH FLEXIBLE SHAFT

25 000 tr/min - 900W - 230V



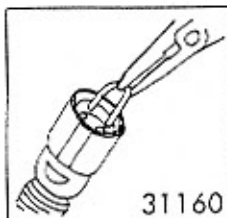
GB

## Technical data

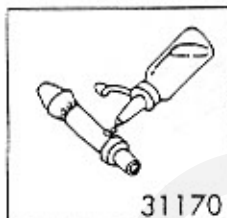
The **MOVIX** is a 900 W - 230V motor; It runs till 25 000 rpm and has an unbreakable skirt made of polycarbonate. It can be hung or put on a bench (1). It is very easy to use thanks to the electronic speed controller (2) (hand and foot control) designed and patented by **MOVILUTY**, with the foot control, the speed limiter located under the foot-pedal flap allows progressive variation till the pre-selected level. With the hand control, smooth variation across the full speed range is obtained. The filter at the air inlet of the motor (3) can be changed.

## Applications

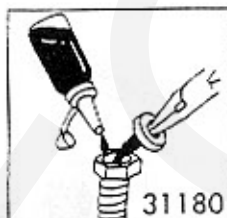
- **Industrie**  
Plastics industries : injection and extrusion moulds  
Mechanical modelling  
Packaging industrie  
Precision mechanics - Maintenance workshops  
Shoe and caoutchouc industries  
Glass industrie
- **Other professional applications**  
Auto and moto preparation for racing.  
Prosthesis industrie - Wood and stone carving  
Furniture and antiquities restoration.  
Models - Design - Architecture.  
Silversmith's trade - Jewellery



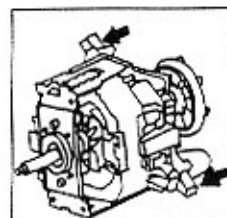
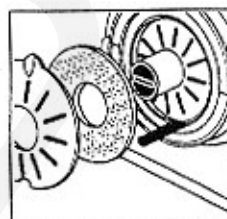
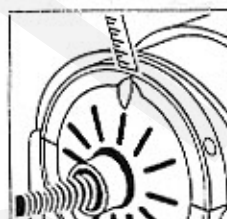
31160



31170



31180

**Instructions for use**

To fit flexible shaft: engage the cross-piece into the slot in the drive dog. Fit the bearing and only then moderately the ring nut.

To fit rotary tools: stop the motor. Insert a pin into the chuck locking hole, fit the chuck jaws which correspond to the diameter of the milling cutter or grinding stone and open or close the jaws with the key.

Connect the supply cable to 220 - 230 V source.

Press or release the speed control to obtain the speed required.

In no case should the flexible cable be allowed to twist under strain.

**Precautions and directions for use:**

Do not fit the operating lever in any way whatsoever on the flexible cable or in the tool-holder.

Fit and remove the locking pin with the motor stopped. In case of drilling, check on the proper fastening of the object to be drilled.

Disconnect the device before any servicing on the electric or internal mechanical parts.

Do not use tools or accessories of a type or size that could overload the flexible drive (max polishing tool dia: 60mm).

**Special instructions for lubrication**

Do not apply any grease, either in the flexible drive cable or in the ball bearings.

Use a very fluid oil, our reference 31170 for the tool-holder, after having washed it in a solvent (for example oil, white spirit, liquid paraffin).

After every sixty hours of operation, apply a very small quantity of thick oil (our reference 31180) inside the drive cable by raising the ball bearing next to the motor. Safety pins 31160 protect the cable. They can break in case of overloading. Fitting with pointed pliers.

**Guarantee**

Your motor and flexible drive are guaranteed for one year from the date of purchase stamped on this certificate. The guarantee is limited to the replacement of faulty parts or the correction of any incorrect assembly, subject to the agreement of our after sales service workshops.

For flexible drives, only the attachments and crimping are guaranteed. The breaking of the wire in parts other than the ends is not included.

Any unauthorized dismantling of the motor or the speed control (except by the maintenance department of the importer or the manufacturer) or non respect of the instructions and precautions for use as well as the maintenance instructions renders this guarantee null and void.

**Replacement of the air filter**

To replace the filter, remove the flexible, lift the cover of the filter box with a small screwdriver or a setting stick and put in the filter.

**Replacement of the brushes**

Under usual conditions of work and with a regular change of the air filter (particularly when working in a dusty environment) the brushes have to be changed every 1 000 hours of work.

N° / Nr

Date de sortie / Date out:

Vendu par / Sold by:

**MOVILUTY**

47 AVENUE DES FLEURS - 94170 LE PERREUX/MARNE - FRANCE  
TEL. 01 43 24 19 29 FAX 01 43 24 03 90

**Instructions**